

ANACON 2025 – Delegate Feedback Form

23 responses

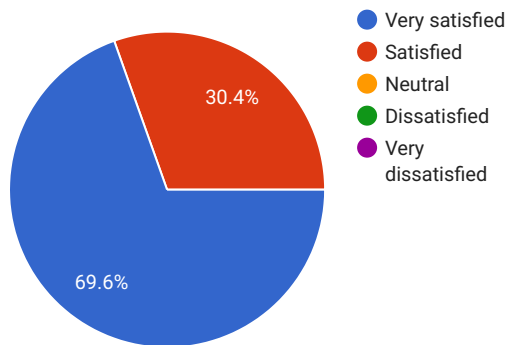
[Publish analytics](#)

Overall Workshop Experience

How satisfied are you with the overall organization of ANACON 2025?

 [Copy](#)

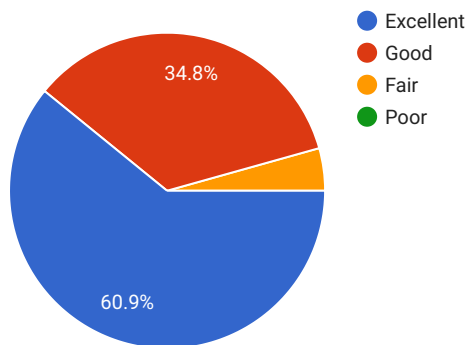
23 responses



How would you rate the venue and facilities?

 [Copy](#)

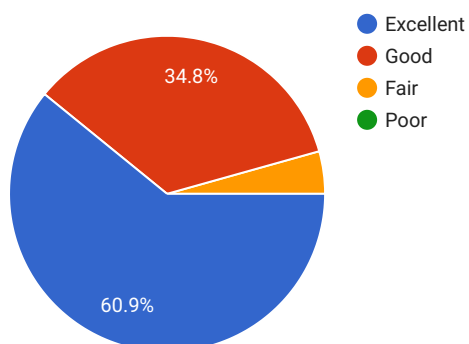
23 responses



How would you rate the logistics (registration, food, materials)?

 [Copy](#)

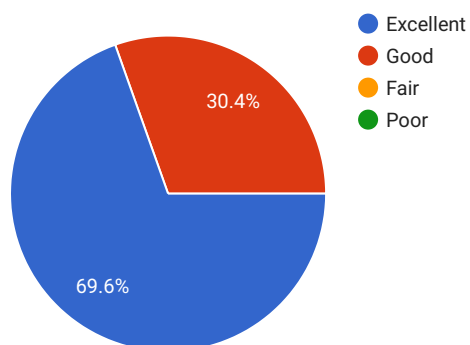
23 responses



Importance of Cadaveric Studies (Dr. Sandeep Diwan)

 Copy

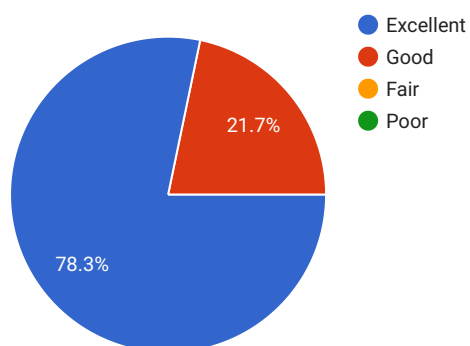
23 responses



Optimizing USG Image and Needling (Dr. Shruthi R.)

 Copy

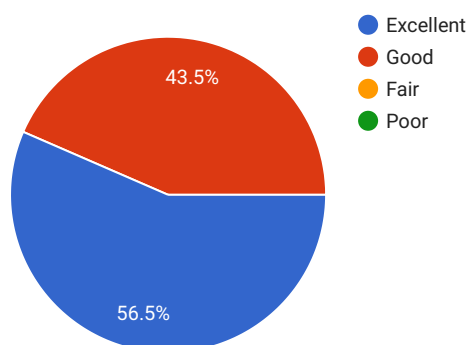
23 responses



Master Class - Brachial Plexus Blocks

 Copy

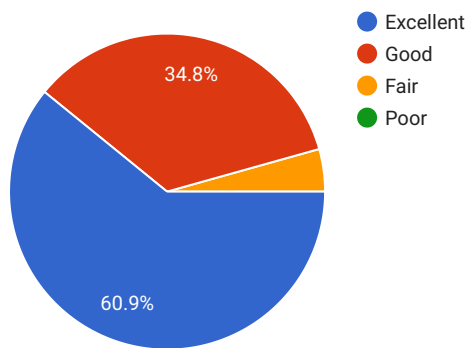
23 responses



Master Class - Spine Sonography

 Copy

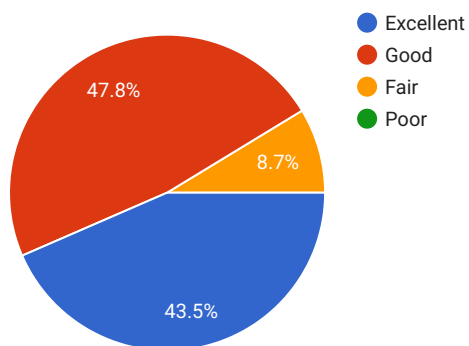
23 responses



Master Class - Lower Limb Blocks

 Copy

23 responses

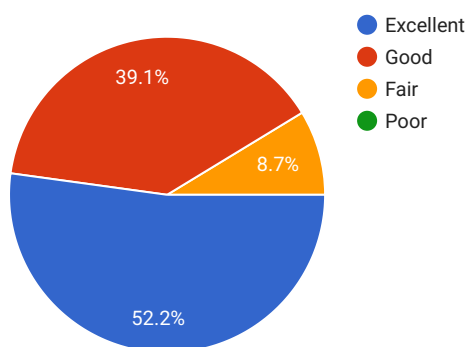


Day 2 - Cadaveric Workshop (11th May 2025)

Station 1 - Upper Limb & Lower Limb blocks

 Copy

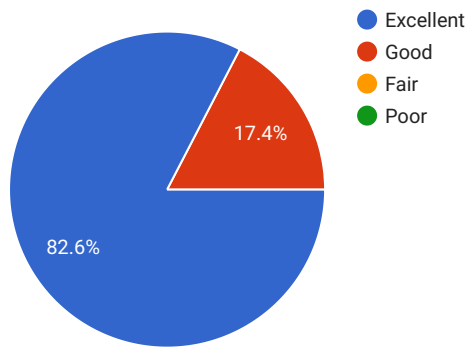
23 responses



Station 2 - Anterior Truncal blocks

 Copy

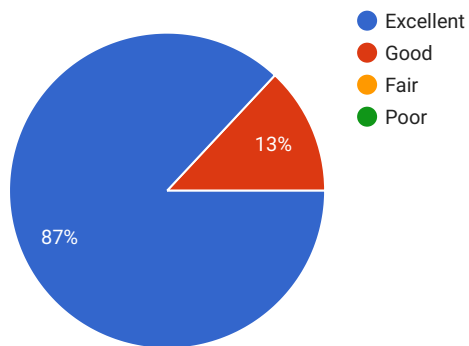
23 responses



Station 3 - Posterior Truncal blocks

 Copy

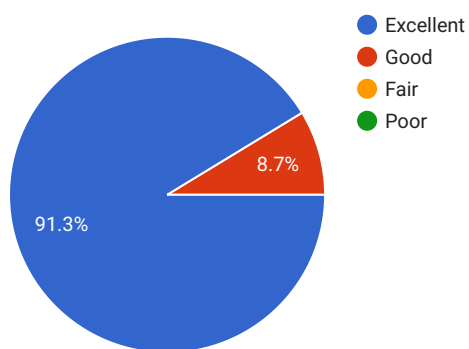
23 responses



Station 4 - Dissected anatomical specimens

 Copy

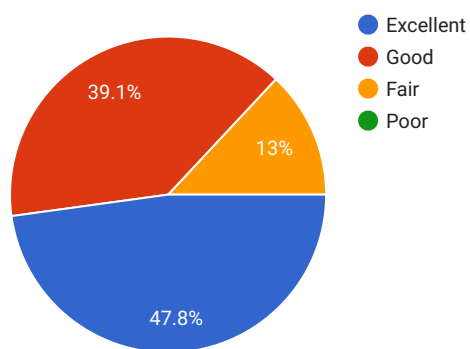
23 responses



Afternoon session - Injection techniques

 Copy

23 responses

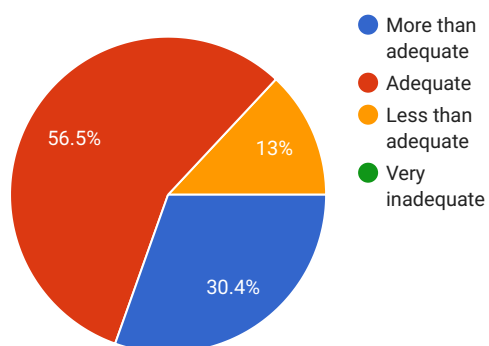


Hands-on Experience

Station 1 - Upper Limb & Lower Limb blocks

 Copy

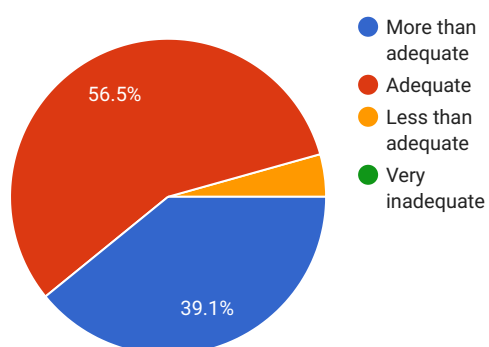
23 responses



Station 2 - Anterior Truncal blocks

 Copy

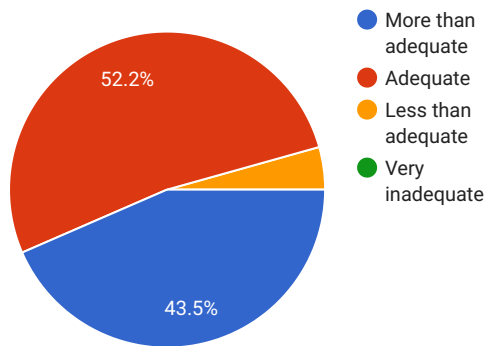
23 responses



Station 3 - Posterior Truncal blocks

 Copy

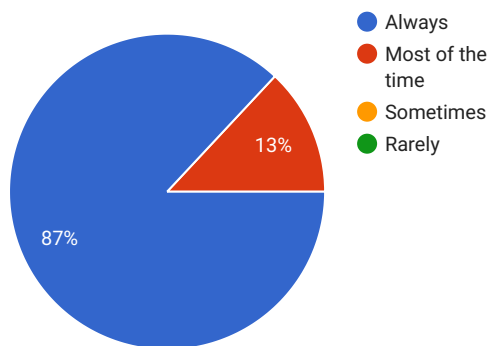
23 responses



Were the faculty members approachable and willing to guide during the hands-on sessions?

 Copy

23 responses

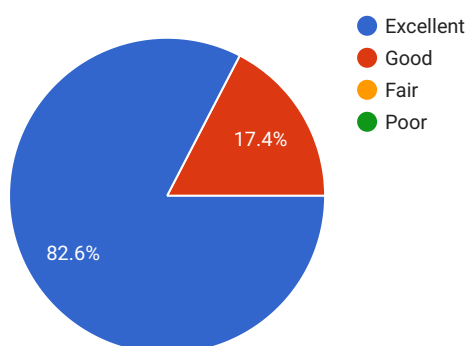


Academic Learning

How would you rate the academic content delivered during the sessions?

 Copy

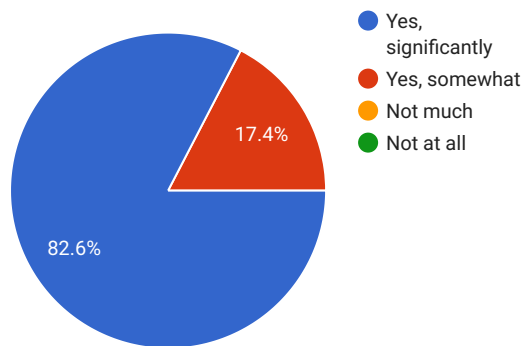
23 responses



Did this workshop help in improving your confidence in performing USG-guided blocks?

 Copy

23 responses



Suggestions for the future



Any suggestions for improvement?

23 responses

Nil

No

It was very nice..

Proper mic system . Some people were in audible.

I wished master class on truncal blocks could have been covered, overall excellent experience. Very happy with the way everything was organised. Thanks a lot

Nil

Air conditioning / ventilation was inadequate , very sweaty in cadaver room

1) Better preparation of volunteers could have avoided last moment glitches

Rather than suggestions I presume each and every time the organisers will improvise themselves and make it better. You people have that team spirit and capacity. I should say that it was with good hospitality, shared knowledge, academic discussions, willingness to be with delegates and commitment along with better communication are the prime factors. Just loved it. Thank you.

Overall great experience

.

Food court was very hot , no Air conditioner , we were all sweating

May be you can keep it for 2 whole days next time

It was a wonderful workshop. First day felt little haphazard, discussion was going from one block and suddenly jumping to other block. Kindly keep discussion specific to one block. Later on all can speak in question and answer session. Practice Shouldn't be opinion based, should be more of evidence based. Second day of the session was very systematically conducted. Revised many blocks, actually seen anatomy and sonoanatomy together. Faculties were very enthusiastic and approachable. Second day, During Needling technique , one screen has been kept which was difficult to see because one or the other person would come and stand near table. It would have been more benifitted if two faculties would hav present at one table ,one for scanning and other for injecting. Found more faculties present at time near table, wasn't able to see screen properly. Otherwise rest things were very excellent. All the Faculties were very much expert. Easily approachable, very friendly learning environment. God bless all of you. Thanq so much to show us inside out approach, picture in picture techniques.



Excellent program

Addition of one session where after injection dye spread (area covered) could be seen in dissected specimens ..as shown in many articles

Another advanced workshop for special blocks can be initiated

N

Please do more of cadaveric workshop. We would love to come and attend

I personally got a less exposure in upper limb hands on due to time restraint as It was my last table

It was a very informative session . Very grateful to the entire faculty

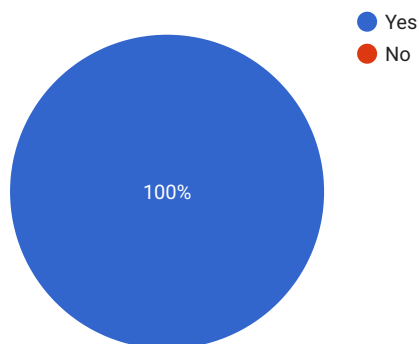
Great sessions. Nothing but gratitude for all the organisers and faculty.

Insightful and informative

Would you recommend this workshop to your colleagues?

 Copy

23 responses



This content is neither created nor endorsed by Google. - [Terms of Service](#) - [Privacy Policy](#).

Does this form look suspicious? [Report](#)

Google Forms



